

EL MONTE RV[®]



Celebrating 37 Years of Providing Quality Motorhome Vacations

International 2007 Rental Program



Floorplans & Vehicle Specifications

MOTORHOME C22

SPECIFICATIONS

ITEM	SIZE
Feet	21' - 22'
Meters	6.4 - 7.0

SLEEPING ACCOMMODATIONS

Number of People



AUTOMOTIVE

Chassis	Ford/Chevy
Gasoline Engine Fuel-Injected (liters)	V8
4SPD Overdrive Transmission	YES
Automatic Transmission	YES
Factory Cruise Control	YES
Power Steering & Brakes	YES
Factory Cab Air	YES
Factory Roof Air-Ducted	YES

ELECTRICAL

Generator	YES
Auxiliary Battery	YES
AM/FM Radio with CD	YES
12V Interior Lighting	YES

INTERIOR

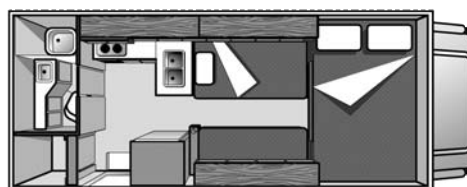
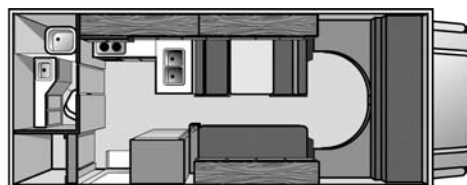
	in.	cm.
Height	79	200
Width	96	244

KITCHEN & BATHROOM FEATURES

Wash Basin	YES
Shower	YES
Toilet	YES
Water Heater	YES
Heater & Thermostat	YES
Kitchen Sink	YES
Range (Stove)	YES
Microwave	YES
Refrigerator	YES

TANK CAPACITIES

	gal.	ltr.
Water Heater	6	23
Fresh Water	23	87
Black Water	22	83
Grey Water	21	80
Propane Tank	14	53
Gasoline Tanks	36	136



BED SIZE

	in.	cm.
Cab-over		
• length	76	193
• width	54	137
• clearance	27	68
Dinette		
• length	69	175
• width	42	106

* The above drawing and floorplan are examples only. Sleeping capacities do not mean like number of adults or full size teenagers can be accommodated comfortably. The features, bed sizes, and amenities listed are representative and may be changed, added or deleted without notice. The numerical vehicle lengths are approximate. Specific floor plans or models will vary and cannot be reserved or guaranteed.

MOTORHOME C25

SPECIFICATIONS

ITEM	SIZE
Feet	23' - 25'
Meters	7.3 - 7.6

SLEEPING ACCOMMODATIONS

Number of People



AUTOMOTIVE

Chassis	Ford/Chevy
Gasoline Engine Fuel-Injected	V10
4SPD Overdrive Transmission	YES
Automatic Transmission	YES
Factory Cruise Control	YES
Power Steering & Brakes	YES
Factory Cab Air	YES
Factory Roof Air-Ducted	YES

ELECTRICAL

Generator	YES
Auxiliary Battery	YES
AM/FM Radio with CD	YES
12V Interior Lighting	YES

INTERIOR

	in.	cm.
Height	79	200
Width	96	243

KITCHEN & BATHROOM FEATURES

Wash Basin	YES
Shower	YES
Toilet	YES
Water Heater	YES
Heater & Thermostat	YES
Kitchen Sink	YES
Range (Stove)	YES
Microwave	YES
Refrigerator	YES

TANK CAPACITIES

	gal.	ltr.
Water Heater	6	23
Fresh Water	30	113
Black Water	21	79
Grey Water	22	83
Propane Tank	14	53
Gasoline Tanks	55	212



BED SIZE

in. cm.

Cab-over

• length	76	193
• width	54	137
• clearance	27	68

Dinette

• length	72	183
• width	42	106

Permanent

• length	74	187
• width	52	132

* The above drawing and floorplan are examples only. Sleeping capacities do not mean like number of adults or full size teenagers can be accommodated comfortably. The features, bed sizes, and amenities listed are representative and may be changed, added or deleted without notice. The numerical vehicle lengths are approximate. Specific floor plans or models will vary and cannot be reserved or guaranteed.

MOTORHOME C28

SPECIFICATIONS

ITEM	SIZE
Feet	26' - 29'
Meters	7.9 - 8.8

SLEEPING ACCOMMODATIONS

Number of People



AUTOMOTIVE

Chassis	Ford/Chevy
Gasoline Engine Fuel-Injected	V10
4SPD Overdrive Transmission	YES
Automatic Transmission	YES
Factory Cruise Control	YES
Power Steering & Brakes	YES
Factory Cab Air	YES
Factory Roof Air-Ducted	YES

ELECTRICAL

Generator	YES
Auxiliary Battery	YES
AM/FM Radio with CD	YES
12V Interior Lighting	YES

INTERIOR

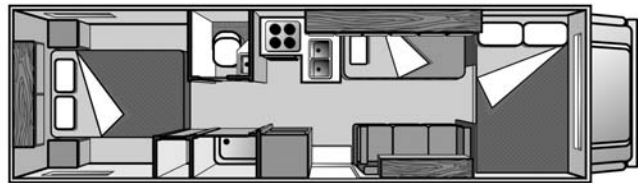
	in.	cm.
Height	79	200
Width	96	243

KITCHEN & BATHROOM FEATURES

Wash Basin	YES
Shower	YES
Toilet	YES
Water Heater	YES
Heater & Thermostat	YES
Kitchen Sink	YES
Range (Stove)	YES
Microwave	YES
Refrigerator	YES

TANK CAPACITIES

	gal.	ltr.
Water Heater	6	23
Fresh Water	30	113
Black Water	25	95
Grey Water	21	79
Propane Tank	14	53
Gasoline Tanks	55	208



BED SIZE

in. cm.

Cab-over

• length	76	193
• width	54	137
• clearance	27	68

Dinette

• length	74	188
• width	42	106

Permanent

• length	74	187
• width	60	152

* The above drawing and floorplan are examples only. Sleeping capacities do not mean like number of adults or full size teenagers can be accommodated comfortably. The features, bed sizes, and amenities listed are representative and may be changed, added or deleted without notice. The numerical vehicle lengths are approximate. Specific floor plans or models will vary and cannot be reserved or guaranteed.

MOTORHOME CS30

SPECIFICATIONS

ITEM	SIZE
Feet	30'- 31'
Meters	9.1 -9.4

SLEEPING ACCOMMODATIONS

Number of People



AUTOMOTIVE

Chassis	Ford/Chevy
Gasoline Engine Fuel-Injected	V10
5SPD Overdrive Transmission	YES
Automatic Transmission	YES
Factory Cruise Control	YES
Power Steering & Brakes	YES
Factory Cab Air	YES
Factory Roof Air-Ducted	YES

ELECTRICAL

Generator	YES
Auxiliary Battery	YES
AM/FM Radio with CD	YES
12V Interior Lighting	YES
Color TV	YES

INTERIOR

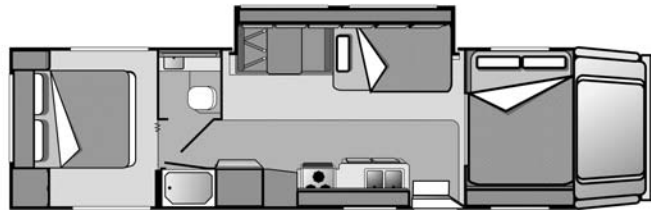
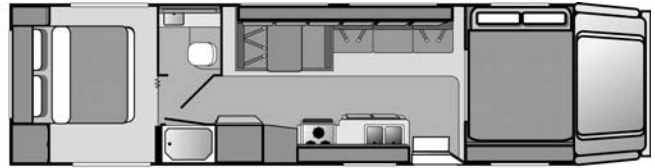
	in.	cm.
Height	79	200
Width	96	243

KITCHEN & BATHROOM FEATURES

Wash Basin	YES
Shower	YES
Toilet	YES
Water Heater	YES
Heater & Thermostat	YES
Kitchen Sink	YES
Range (Stove)	YES
Microwave	YES
Refrigerator	YES

TANK CAPACITIES

	gal.	ltr.
Water Heater	6	22
Fresh Water	35	132
Sewage Tanks	35	132
Propane Tank	14	53
Gasoline Tanks	55	208



BED SIZE

	in.	cm.
Cab-Over		
• length	76	193
• width	54	137
• clearance	27	68
Sofa		
• length	60	152
• width	42	106
Permanent		
• length	74	187
• width	60	152

* The above drawing and floorplan are examples only. Sleeping capacities do not mean like number of adults or full size teenagers can be accommodated comfortably. The features, bed sizes, and amenities listed are representative and may be changed, added or deleted without notice. The numerical vehicle lengths are approximate. Specific floor plans or models will vary and cannot be reserved or guaranteed.

MOTORHOME AS32

SPECIFICATIONS

ITEM	SIZE
Feet	31' – 34'
Meters	9.4 – 10.3

SLEEPING ACCOMMODATIONS

Number of People



AUTOMOTIVE

Chassis	Ford/Chevy
Gasoline Engine Fuel-Injected	V10
5SPD Overdrive Transmission	YES
Automatic Transmission	YES
Factory Cruise Control	YES
Power Steering & Brakes	YES
Factory Cab Air	YES
Factory Roof Air-Ducted	YES

ELECTRICAL

Generator	YES
Auxiliary Battery	YES
AM/FM Radio with CD	YES
12V Interior Lighting	YES
Color TV	YES

INTERIOR

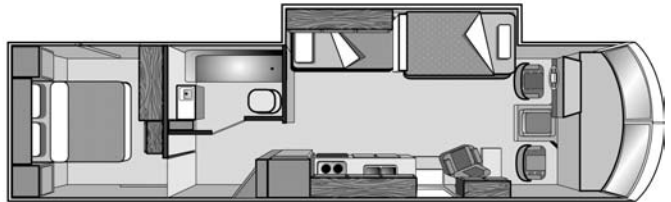
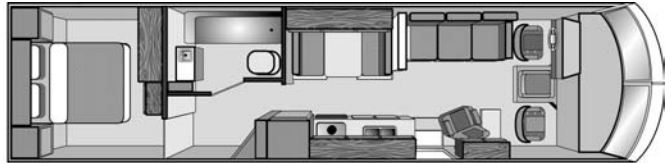
	in.	cm.
Height	79	200
Width	96	243

KITCHEN & BATHROOM FEATURES

Wash Basin	YES
Shower	YES
Toilet	YES
Water Heater	YES
Heater & Thermostat	YES
Kitchen Sink	YES
Range (Stove)	YES
Microwave	YES
Refrigerator	YES

TANK CAPACITIES

	gal.	ltr.
Water Heater	6	22
Fresh Water	60	227
Grey Water Tank	58	219
Black Water Tank	42	158
Propane Tank	14	52
Gasoline Tanks	75	283



BED SIZE

in. cm.

Bedroom

• length	74	187
• width	60	152

Sofa

• length	68	172
• width	40	101

Dinette

• length	67	170
• width	42	106

* The above drawing and floorplan are examples only. Sleeping capacities do not mean like number of adults or full size teenagers can be accommodated comfortably. The features, bed sizes, and amenities listed are representative and may be changed, added or deleted without notice. The numerical vehicle lengths are approximate. Specific floor plans or models will vary and cannot be reserved or guaranteed.